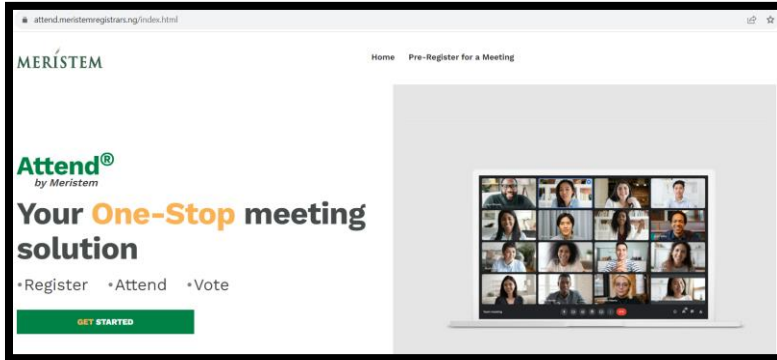
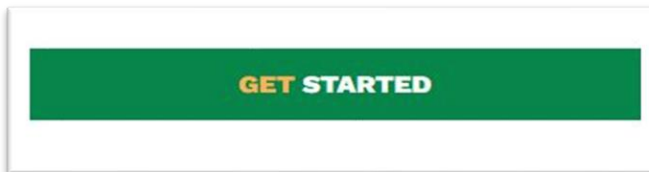


Step by step guide for “Attend By Meristem”


1. Input the attend link <https://attend.meristemregistrars.ng> on a web browser or click it from your invite email to get to the home page as shown below:



2. Click on the 'GET STARTED' icon located by the bottom left



3. After which 'SELECT MEETING OF INTEREST' from the dropdown list and click on “START ACCREDITATION”

A screenshot of a web form titled 'SELECT AVAILABLE MEETING'. Below the title, it says 'Step 1 of 3 - Select Meeting of Interest.' There is a dropdown menu with the placeholder text '---Select Meeting of Interest---' and a downward-pointing arrow on the right side.

4. On the new page, type in your name, phone number or email address so you can search for your account. After typing in your name, click on 'SEARCH'

STEP 2 OF 3 - SEARCH FOR YOUR DETAILS.

Search by Name(Surname and First Name) or Mobile Number or Email Address

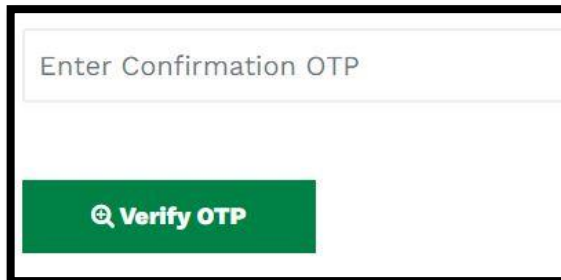
Enter Search parameters like: Name or Phone Number or Email Address

 Search

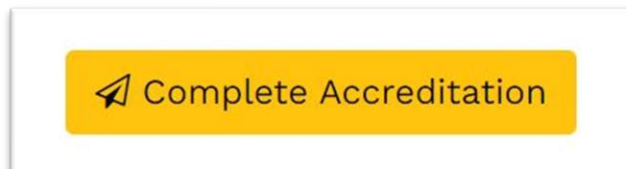
5. Select your name from the list of names by clicking on "CONTINUE". You may confirm your name by using the 'SHOW ADDRESS' button



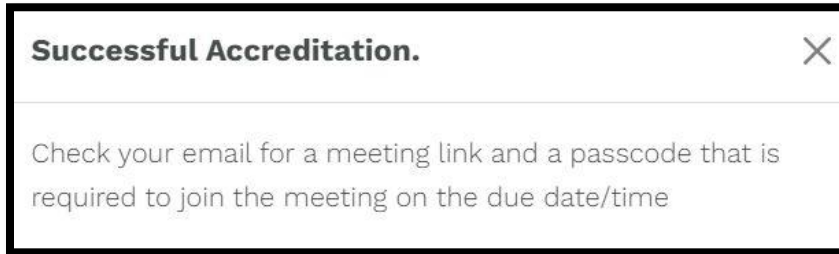
6. Check the inbox of the email registered with meristem for a one-time code (OTP), then type it in here and then click 'VERIFY OTP'

A form for OTP verification. It has a text input field with the placeholder text "Enter Confirmation OTP". Below the field is a green button with a magnifying glass icon and the text "Verify OTP".

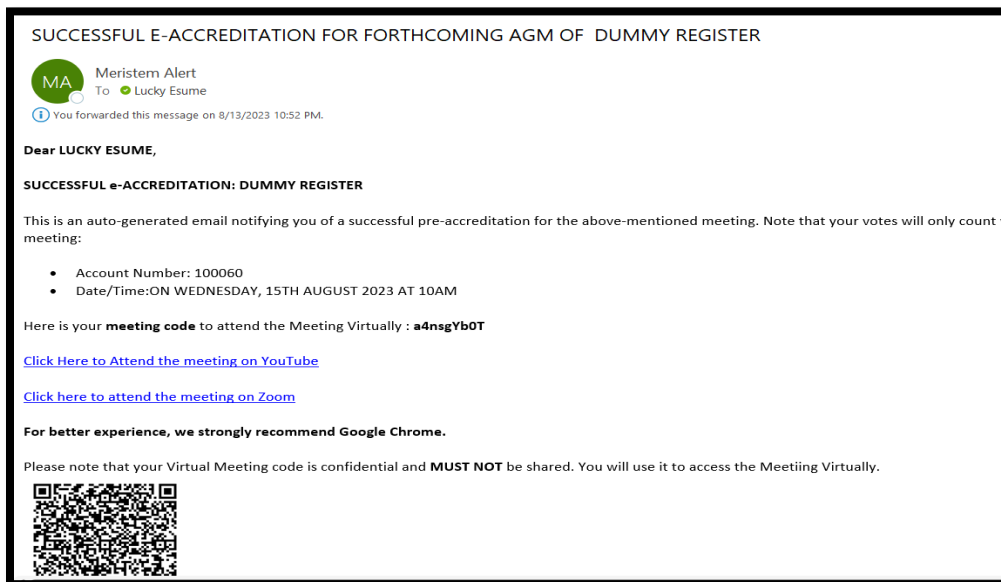
7. Select your voting pattern (**FOR**), (**AGAINST**) or (**ABSTAIN**) per resolution and click on 'COMPLETE ACCREDITATION'



- After which, a pop-up message like the one below comes up showing that you have completed the registration process

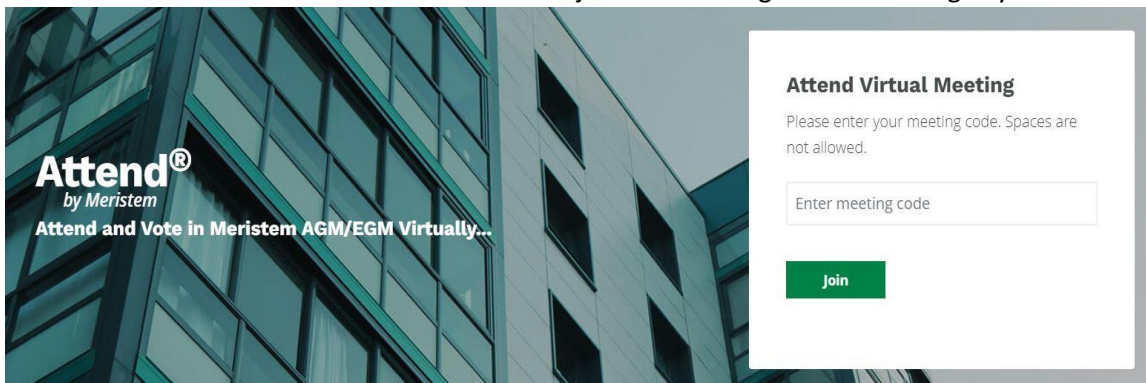


- At this point, you will also receive a meeting link in your registered email with meeting details as shown below:



GUIDE ON HOW TO JOIN THE MEETING

- Click on either the 'ZOOM' or 'YOUTUBE' link to join the meeting on the meeting day



- Carefully copy and paste the meeting code into the meeting portal. Please ensure that the code is copied without spaces.
- Click on "Join" to join the meeting.

- Note that during voting, your pre-registered votes will be re-presented to you to make changes if you will. Your last selection at the end of the vote takes precedence.

Drag here to move

Active Resolution

Below was your vote on this resolution at registration and you can change it, if you wish. Only your last selection will count.

To elect a director

FOR

AGAINST

ABSTAIN

Happy Meeting!